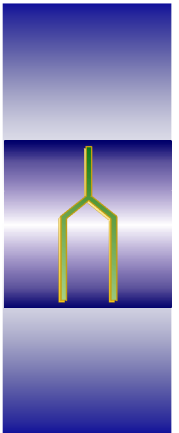




Density-/concentration measurement now for higher nominal widths

**Density Meter DIMF Series:
Continuous Quality Assurance
in the main pipeline with the DIMF 2.1**

Sensors



Designed for the process :

- direct measurement of density, reference density or concentration
- robust construction
- DN25 or DN50 connector
- high accuracy
- 2-wire-technique
- low installation costs
- FDT 1.2 support (HART DTM available)

Measuring principle

The DIMF 2.1 series density/concentration meter is based on the oscillating principle. The fluid to be measured flows through the oscillating element, an oscillating tube with a free cross-section dimension of 25 mm, that is excited electro-magnetically and will oscillate at its natural frequency. Any change in the density of the fluid leads to a change in the natural frequency. These frequency changes will be picked up by the electronic transducer and – allowing for the temperature of the fluid to be measured – converted into a signal proportional to density or concentration. The measured variable is available as a 4-20 mA output signal and can be shown on the on-site display. Major applications are process control and quality monitoring of fluids in all areas of industry. Due to the high cross-section the DIMF 2.1 is also recommended for use in the main pipe. Difficult measuring materials such as pasty media or media containing pieces of fruit can be measured without blocking the pipe.



Technical Data

measured value (*)	<± 0,0002 g/cm ³ (DIMF 2.1)
repeatability	0,00005 g/cm ³
fluid temperature	-40 °C to +150 °C
ambient temperature	-10 °C to +58 °C (compact design) separate version upon request
process connection	flanges DN25 or DN50 acc. to pressure rating PN 40 (resp. class 150/300 RF) acc. to DIN 2501 (resp. ANSI B 16.5) other pressure ratings and various food connections are available upon request
electrical connection	power supply 14 – 30 V DC 2 - wire – technique, 4-20 mA, HART®
material	stainless steel 1.4571, Hastelloy C4, other materials upon request
degree of protection	IP 67 (electronics housing)
safety class	in preparation
EU declaration of conformity	in acc. with EMV-directive 89/336/EWG, 92/3/EWG, 93/68 EWG, EN 50081-1, EN 50082-2, and NAMUR NE 21

Measuring ranges

DIMF	Typ 2.1
density range	0 to 5 g/cm ³
special feature	proven measuring principle
operating flowrate maximum value	0 to 350 l/min
operating flowrate recommended value approx.	20 to 50 l/min
especially suitable for	measurement in the main pipe, and where small cross-sections may be unfavourable
industries	food, sugar, engineering, environmental, chemical, petrochemical, pharmaceutical

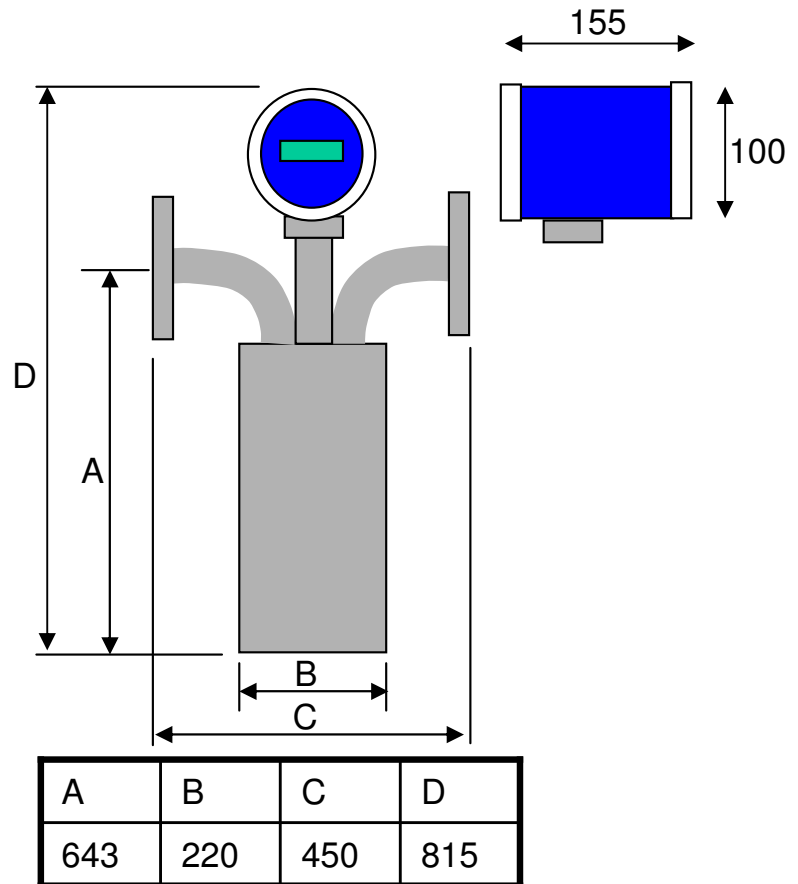
(*) at reference conditions

Main dimensions

Advantages of the DIMF Density Meter

... based on the proven oscillating element principle

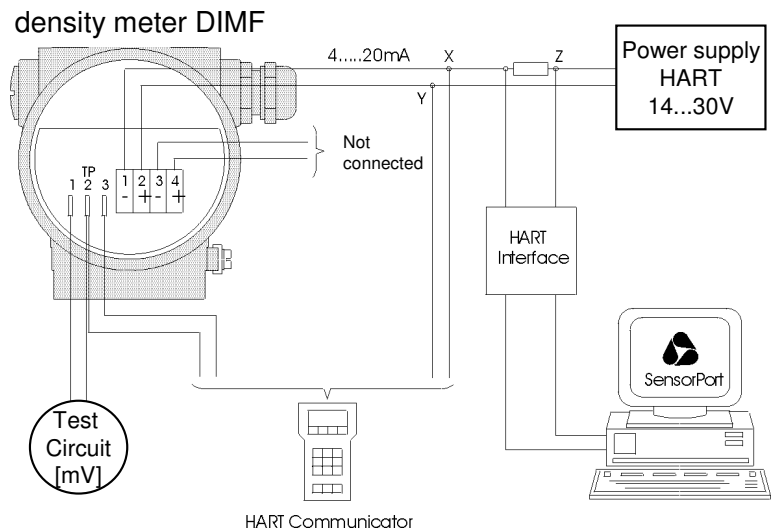
- high cross-section
- direct measurement of density, reference density, or concentration values
- long service life and high reliability
- very high long-term stability
- highest accuracy / repeatability
- maintenance free
- measurement is suitable for CIP and SIP, self-draining and cleaned with a scraper
- simple installation
- independent of mounting position
- resistant to vibration, pressure changes, pulsations, flowrate changes and product viscosity
- no dead zones, no gaskets



... combined with modern electronics suitable for communication

- 2-wire-technique
- 4 - 20 mA - output
- on-site display
- various units of measurement such as kg/m³, Ma%, Vol%, °Brix, Bé, °API...
- for special applications: table with up to 400 restart-points in the transducer available
- user-friendly and easy to handle due to the displays and user interfaces of „SensorPort“, „PACTware“, „AMS“, or „PDM“
- available DTM drivers support FDT 1.2
- with HART-protocol (Profibus PA in in preparation)
- HandHeldTerminal available

Connection diagram



subject to changes without notice